



BRUNEI DARUSSALAM

THE 4TH EXPERT MEETING ON THE COMPARATIVE STUDIES FOR
PURSE SEINE FISHERIES IN THE SOUTHEAST ASIAN REGION

18 September 2018

Presented by :

Hj Sheikh Al Idrus bin Hj Sheikh Nikman

1 Marzini Haji Zulkipli

Introduction

- Fisheries contribute to economic sector in Brunei Darussalam, contributing 0.3% to national GDP in 2010. The main source of income for Brunei is (offshore) oil and gas, upon which the country has been reliant since the late 1920s, and which accounts for over 90% of export. While marginal in terms of national income, Brunei's marine fisheries play an important role in obtaining seafood, which the population annually consumes up to 47kg per person, although about the half is currently imported from neighboring countries.

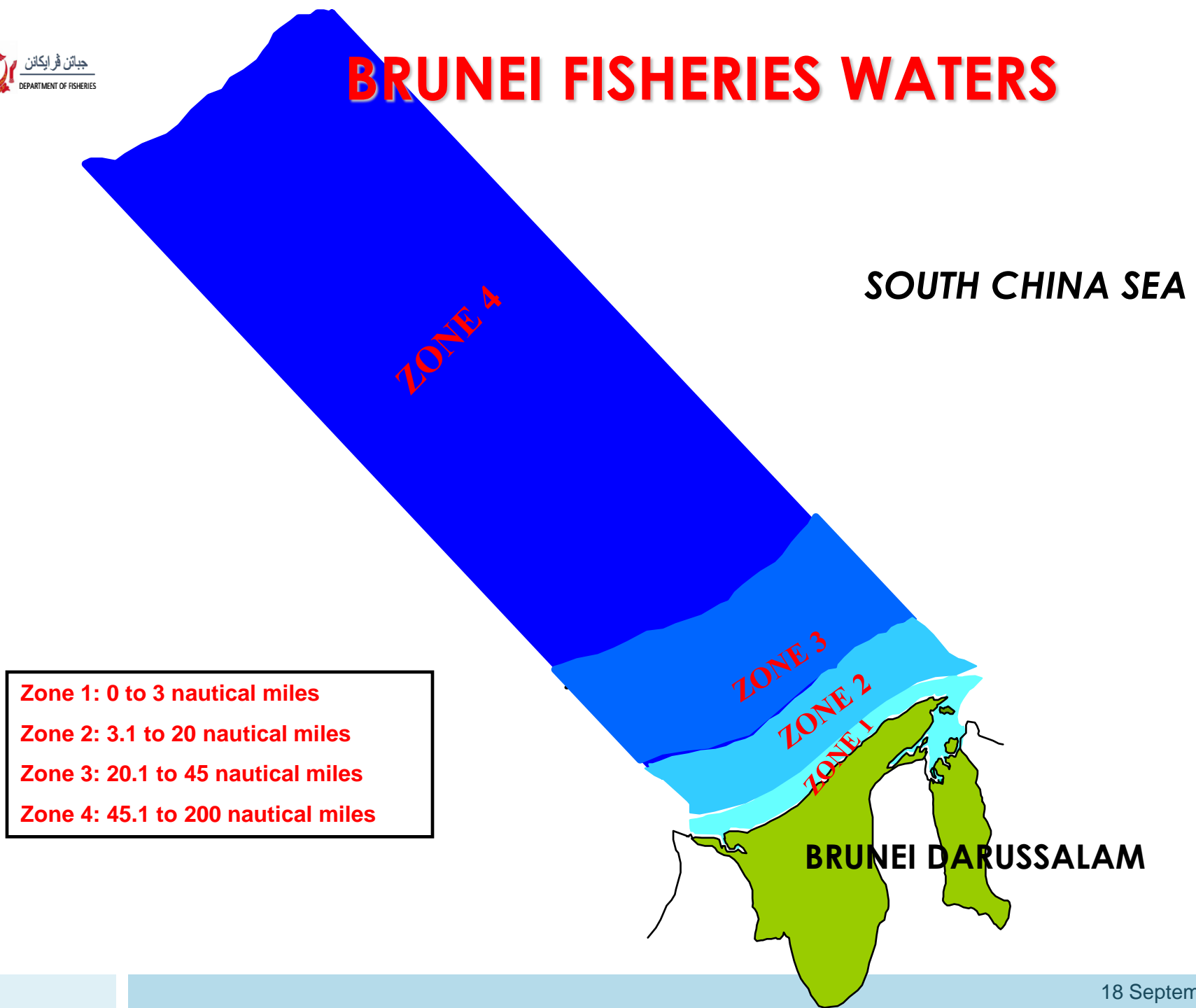
Fisheries management

- Brunei's fisheries fall under the authority of the Department of Fisheries, Ministry of Primary Resources and Tourism, which is responsible for overseeing all aspects of management, including fisheries research, enforcement, marketing, conservation and development.
- Overall, the government's objective for fisheries development is to improve food security, national self-sufficiency, and socio-economic status of fisheries sector workers.

Fisheries management

- A key fisheries management initiative in the use of fishing zones to ensure sustainable exploitation of marine resources and to minimise conflict between small-and large-scale fishers.
- The fishing grounds were split into 4 zone defined by distance from the coast, with regulation defining the type of gear, fishing method, and vessel type that are permissible in each zone.
- Fishing effort in the industrial sector is controlled by limiting the number of licenses that are issued to trawl, purse seine and long line fishing vessels, and catches are monitored through monthly catch logbooks that industrial fishing vessels are required to complete.

BRUNEI FISHERIES WATERS



Various types of vessels operated in Brunei Darussalam

Type	Zone	Total
Trawl	2	13
Trawl	3	5
Purse seine	2	3
Purse seine	3	2
Purse Seine	4	2
Longline / traps	2	4



Catch and effort statistic (purse seine)

Year	no.of vessels	trips	days	hauls	hours	total catch/landings (t)	CPUE t/vessel	CPUE (t/trip)	CPUE (kg/day/boat)
1993	5	794	794	1,438	8,628	385	77.05	0.49	97.03
1994	2	319	319	618	2,472	56	27.93	0.18	87.56
1995	1	252	252	240	720	115	114.69	0.46	455.12
1996	1	124	124	212	636	74	73.99	0.60	596.70
1997	0	0	0	0	0	0	0.00	0.00	0.00
1998	0	0	0	0	0	0	0.00	0.00	0.00
1999	0	0	0	0	0	0	0.00	0.00	0.00
2000	0	0	0	0	0	0	0.00	0.00	0.00
2001	2	169	169	338	845	124	62.12	0.74	367.59
2002	6	578	578	1,156	2,890	311	51.80	0.54	89.63
2003	6	857	857	1,714	4,285	326	54.34	0.38	63.41
2004	7	862	862	1,724	4,310	511	73.04	0.59	84.74
2005	8	1,071	1,071	2,142	5,355	1,186	148.19	1.11	138.36
2006	9	980	980	1,960	4,900	1,069	118.80	1.09	121.23
2007	9	964	964	1,928	4,820	1,113	123.62	1.15	128.24
2008	9	1,035	1,035	2,070	5,175	901	100.10	0.87	96.71
2009	10	1,048	1,048	2,096	5,240	895	89.48	0.85	85.39
2010	8	1,009	1,009	2,018	5,045	908	113.52	0.90	112.51
2011	13	1,263	1,263	2,526	6,315	986	75.83	0.78	60.04
2012	12	1,507	1,507	3,014	7,535	1,095	91.25	0.73	60.55
2013	14	1,134	1,134	2,268	5,670	1,049	74.92	0.92	66.07
2014	13	1,199	1,199	2,398	5,995	1,032	79.36	0.86	66.19
2015	9	758	758	1,516	3,790	949	105.49	1.25	139.17
2016	9	807	807	1,614	4,035	843	93.67	1.04	116.07
2017	8	579	783	1,159	2,896	1,175	146.86	2.03	187.56
Total	161	17,309	17,513	34,149	91,557	15,102	1,896.08	17.55	3,219.88

Major composition of industrial purse seine catches (% of total catch) in Brunei Darussalam

	1985 ¹	2003 ²	2004 ²	2005 ²
<i>Carangidae</i>	7	-	-	-
<i>Loligo</i> spp	-	5	-	-
<i>Megalapis cordyla</i>	2	8	1	-
<i>Rastrelliger kanagurta</i>	9	18	7	11
Sardines	1	12	16	58
<i>Sciaena</i> spp	-	-	5	-
<i>Scomberomorus commerson</i>	-	4	1	-
Small carangids	65	31	10	11
<i>Sphyraena</i> spp	2	-	-	-
Tunas	-	8	58	9

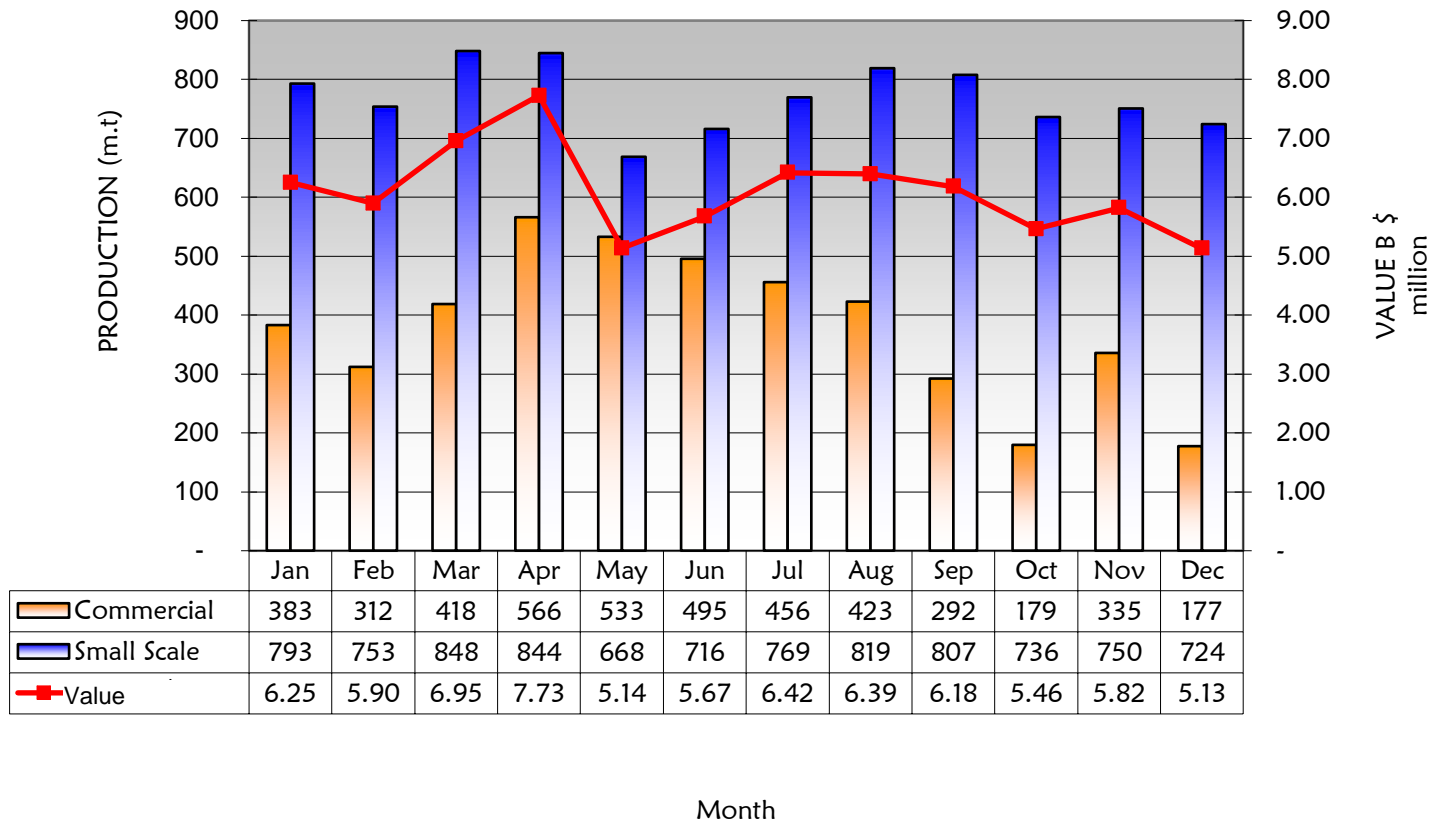
¹ Derived from Silvestre et al. (1992)

² Derived from National Country Report for Brunei Darussalam, Department of Fisheries Brunei Darussalam.

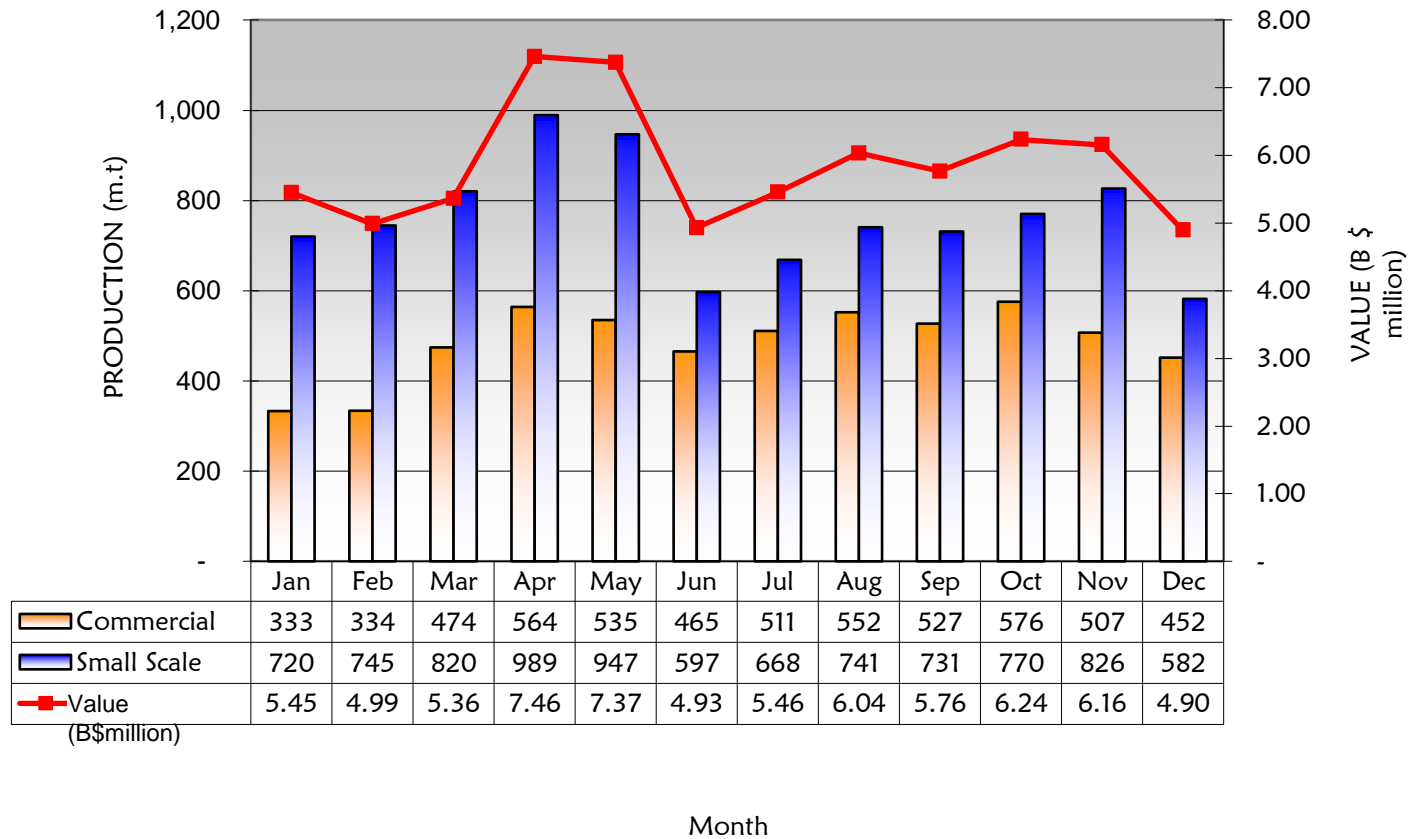
Status production of marine capture fisheries

- The total production of Brunei Darussalam from marine capture fisheries had decreased from 14,966 MT in 2016 to 13,796 MT in 2017 using small-scale and commercial fishing vessels, with the number of vessels decreasing from 28 to 26 respectively. However, the main contributor of about 66% to the country's total marine capture fisheries production is the small-scale fisheries.
- Small-scale fishers have and continue to play an important role in supporting Brunei's local economies and national food security, but the incompleteness of basic fisheries statistics pertaining to this sector may hinder future sustainable management.

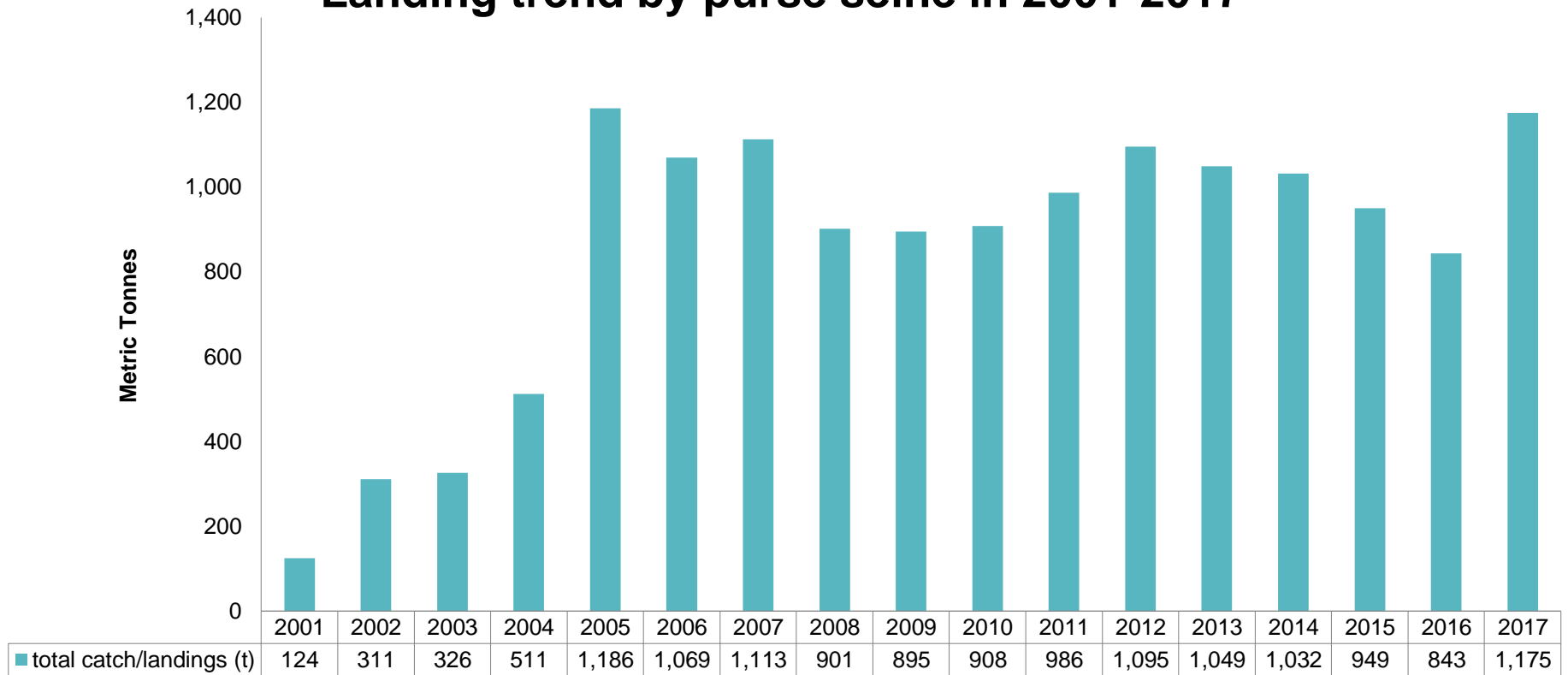
TOTAL MARINE CAPTURE FISHERIES PRODUCTION (m.t) AND VALUE (B\$million) 2017



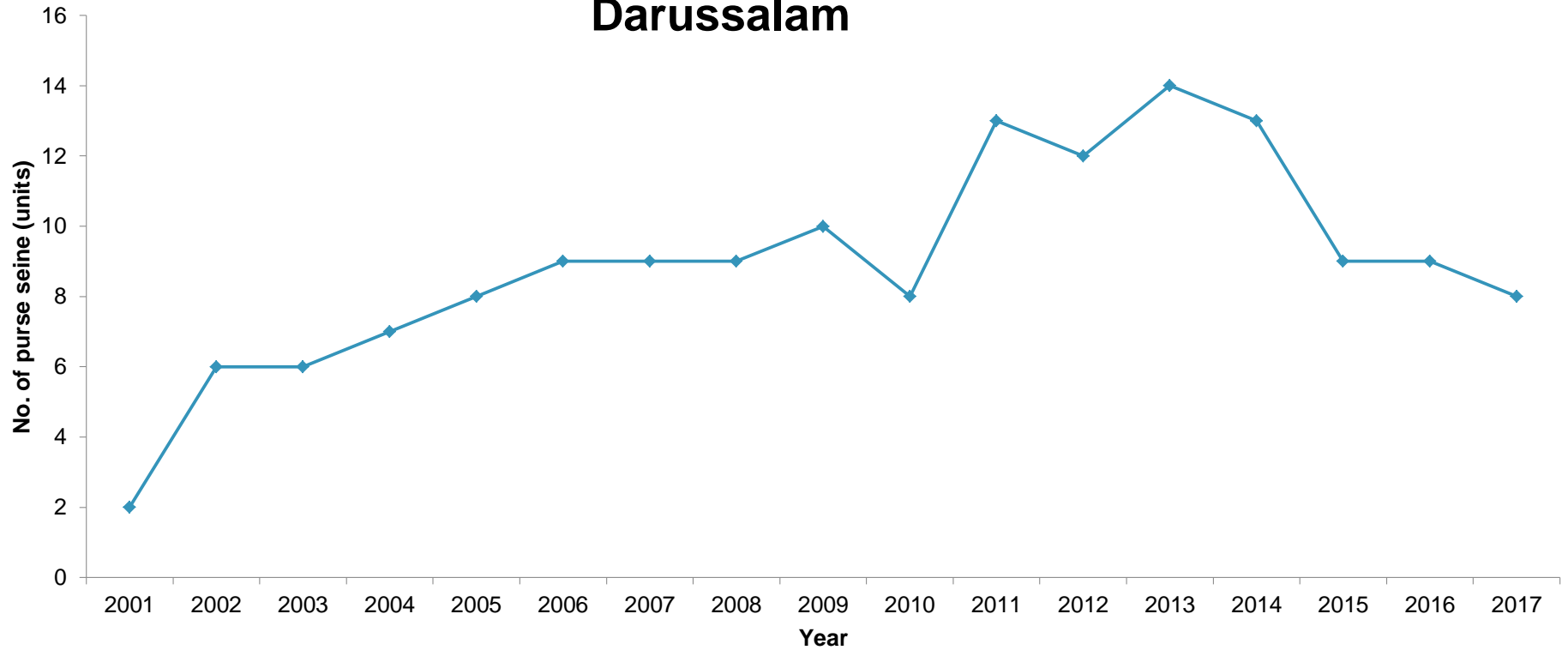
TOTAL MARINE CAPTURE FISHERIES PRODUCTION (m.t) AND VALUE (B\$million) 2016



Landing trend by purse seine in 2001-2017



Trend of Number of purse seine vessel in Brunei Darussalam



**THANK YOU
FOR YOUR ATTENTION**

